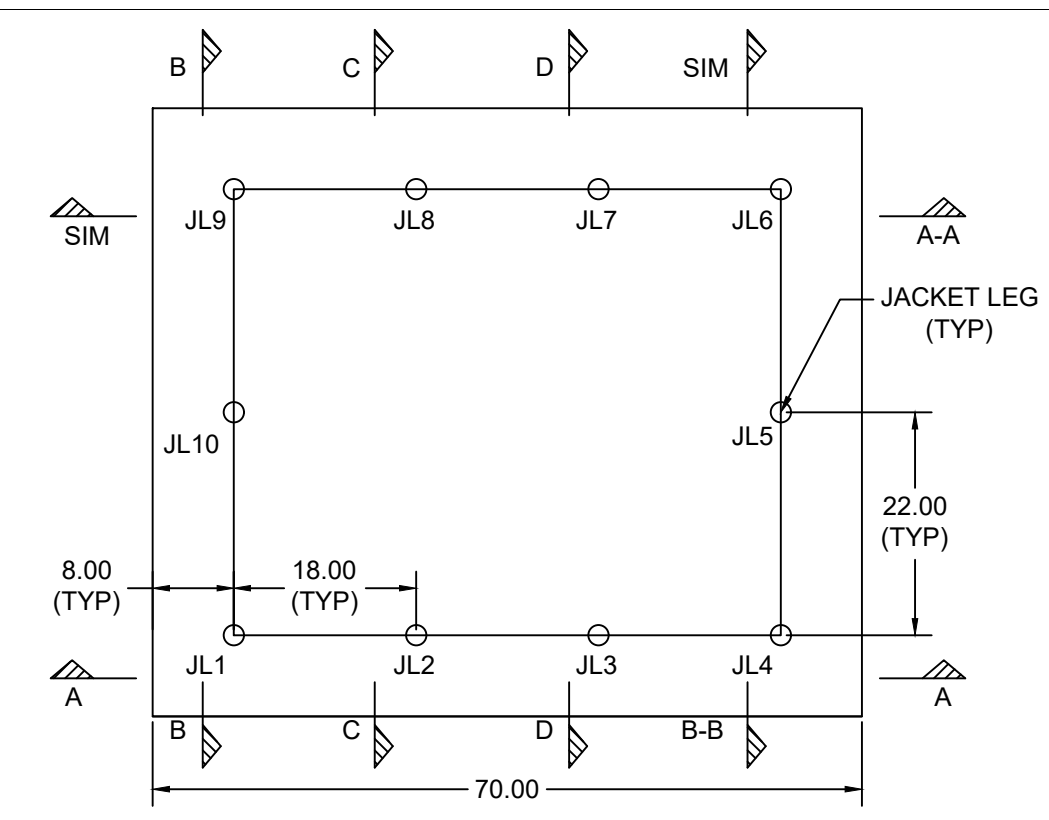


MAIN COMPONENTS OF INTEGRATED PROCESSING PLATFORM

COMPONENT	DIAMETER	THICKNESS	LENGTH	SUB-WEIGHT
JACKET LEG (JL)	2.0 m	40.0 mm	1.256E3 m	2427.6 TONNES
HORIZONTAL BRACING TYPE 1 (HB1)	1.0 m	15.0 mm	6.456E2 m	235.2 TONNES
HORIZONTAL BRACING TYPE 2 (HB2)	1.0 m	20.0 mm	7.798E2 m	377.0 TONNES
JACKET BRACING TYPE 1 (JB1)	1.0 m	25.0 mm	2.583E3 m	1535.2 TONNES
JACKET BRACING TYPE 2 (JB2)	1.2 m	25.0 mm	8.565E2 m	613.6 TONNES
JACKET BRACING TYPE 3 (JB3)	1.5 m	35.0 mm	5.876E2 m	739.0 TONNES
JACKET GIRDER TYPE 1 (JG1)	1.0 m	22.0 mm	1.158E3 m	614.5 TONNES
JACKET GIRDER TYPE 2 (JG2)	1.2 m	25.0 mm	9.696E2 m	702.4 TONNES
JACKET GIRDER TYPE 3 (JG3)	1.4 m	30.0 mm	4.560E1 m	46.2 TONNES
GRAND-TOTAL				7290.7 TONNES

- NOTES:**
1. THESE DRAWINGS SUMMARISED THE WORK DONE THUS FAR.
 2. ALL MATERIALS USED TO BE API 5L X70 UNLESS NOTED OTHERWISE.
 3. ALL UNITS ARE IN METRES UNLESS NOTED OTHERWISE.
 4. ∇ DENOTES STILLWATER LEVEL.
 5. TYP DENOTES TYPICAL.
 6. EL DENOTES ELEVATION.
 7. JL DENOTES JACKET LEVEL/JACKET LEG.



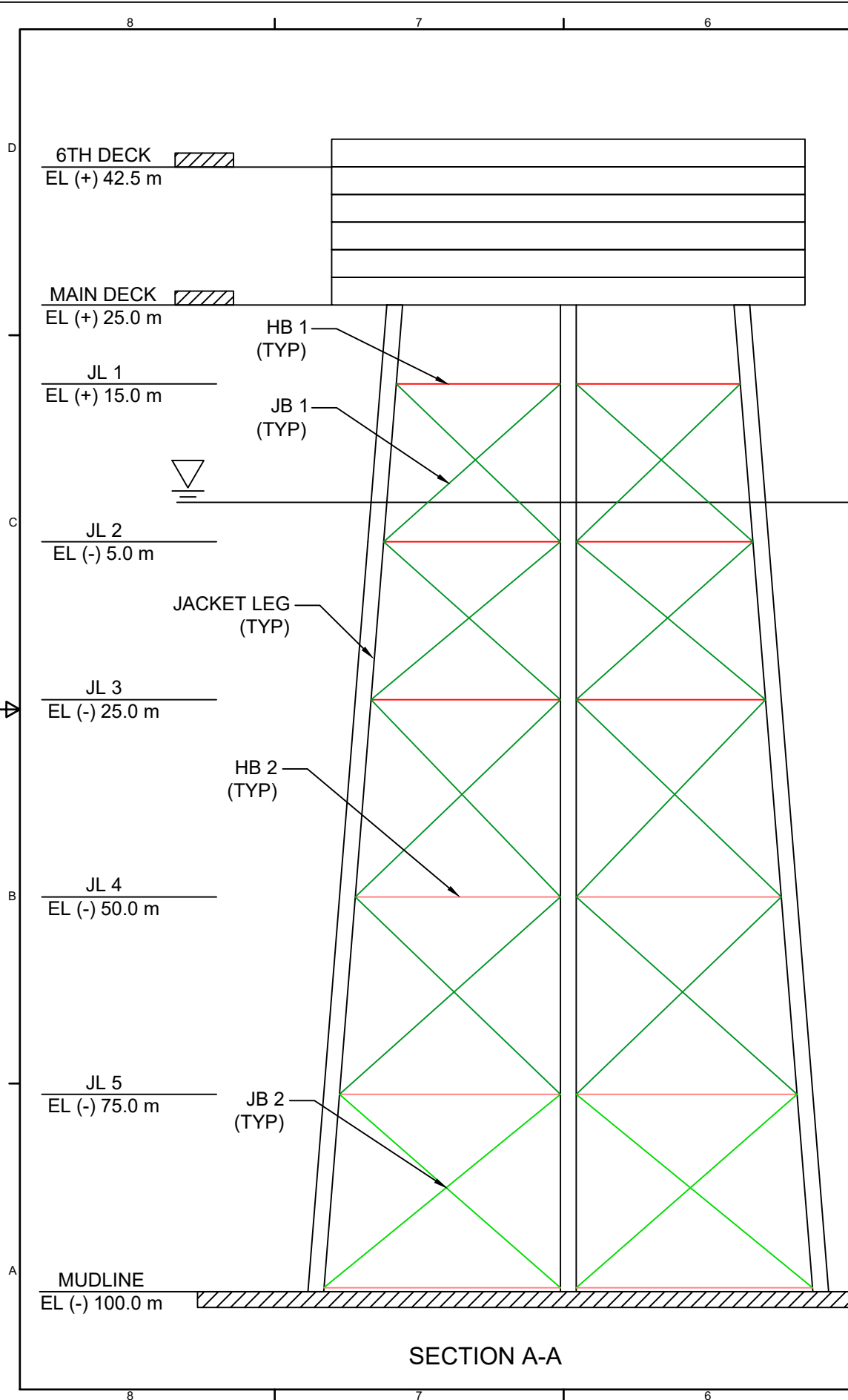
**PLAN VIEW @ MAIN DECK
ELV 25.0 m**

MAIN PARAMETERS OF INTEGRATED PROCESSING PLATFORM

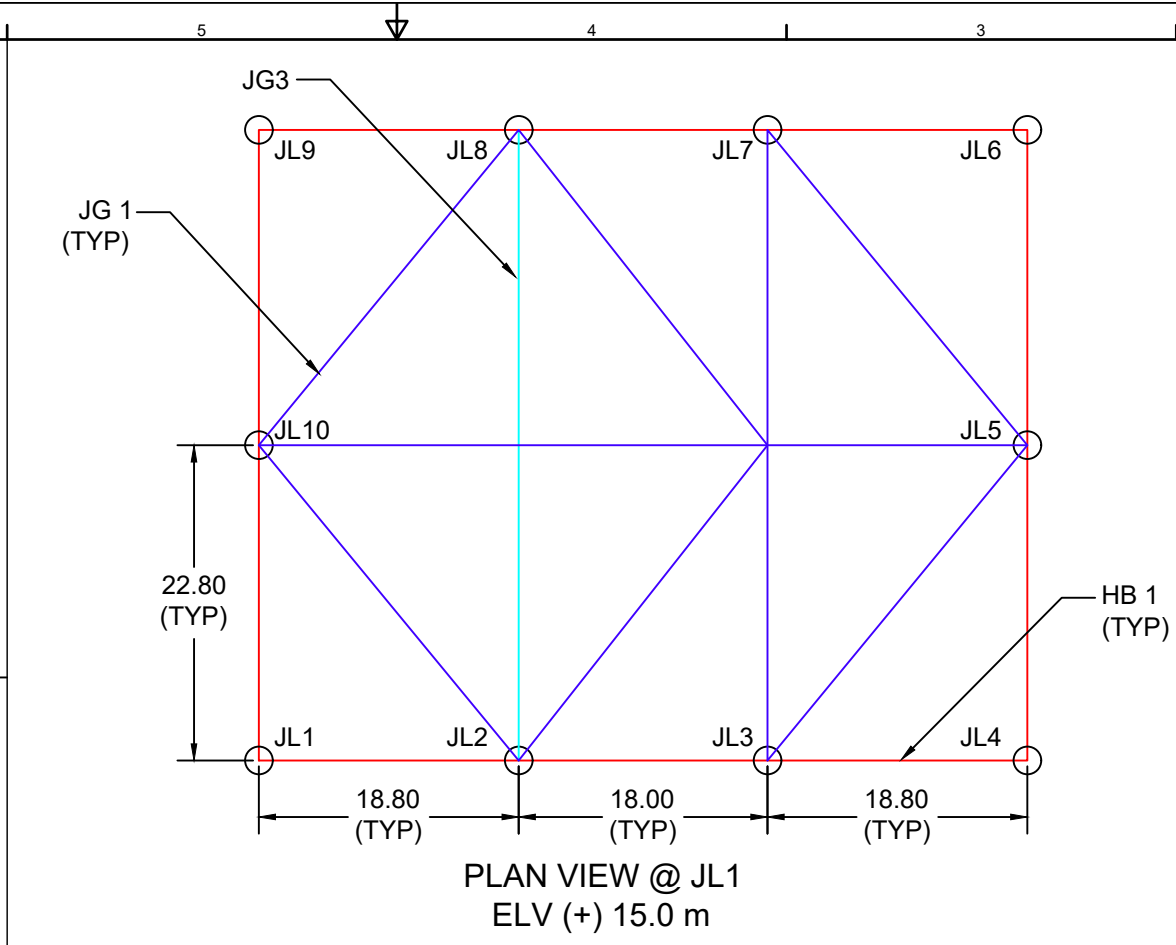
PARAMETERS	DETAILS
TOPSIDE DIMENSIONS (m)	70.0 x 60.0
AIRGAP (m)	25.0
JACKET CENTRE OF GRAVITY (m) X,Y,Z	27.0, 22.0, -42.3
JACKET STEEL MASS (TONNES)	7290.7
ASSUMED TOPSIDE MASS (TONNES)	16500.0
TOTAL MASS (TONNES)	23790.7

NO.		REFERENCED DOCUMENTS & DRAWINGS	REV.	DATE

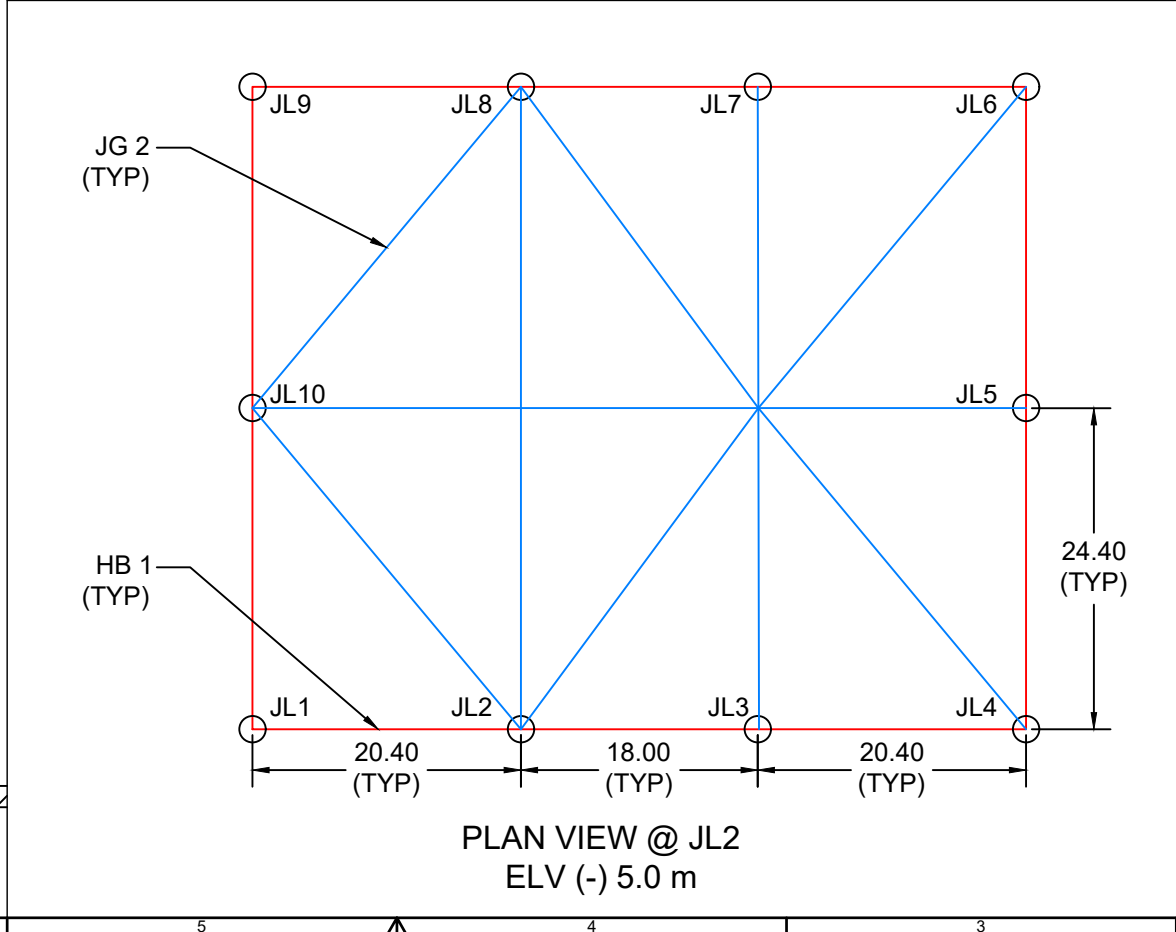
DRAWN WILLIAM	10/04/2020	TITLE JACKET STRUCTURAL ARRANGEMENT FOR INTEGRATED PROCESSING PLATFORM	
CHECKED			
APPROVED			
SIZE A3	DWG NO	DRAWING NO. 1	REV D
SCALE			SHEET 1 OF 5



SECTION A-A



PLAN VIEW @ JL1
ELV (+) 15.0 m



PLAN VIEW @ JL2
ELV (-) 5.0 m

NOTES:

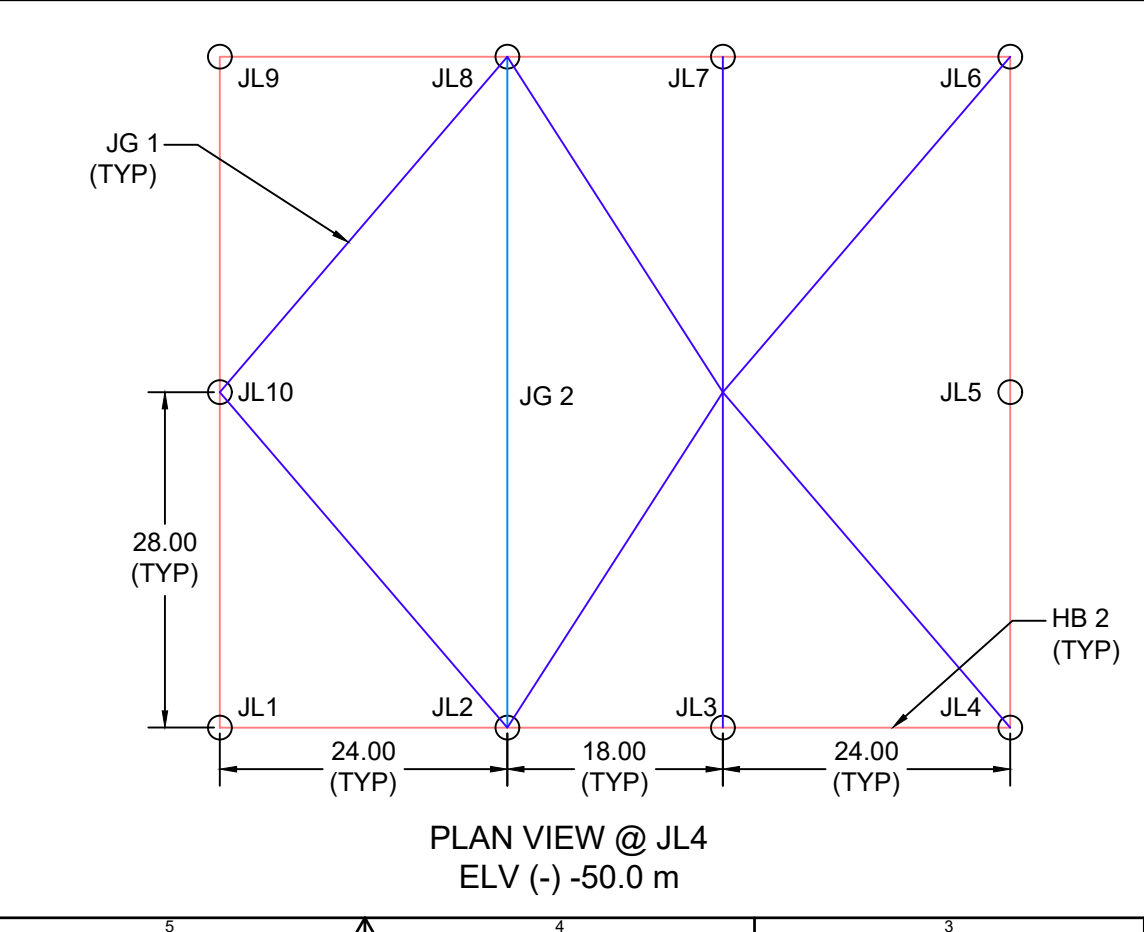
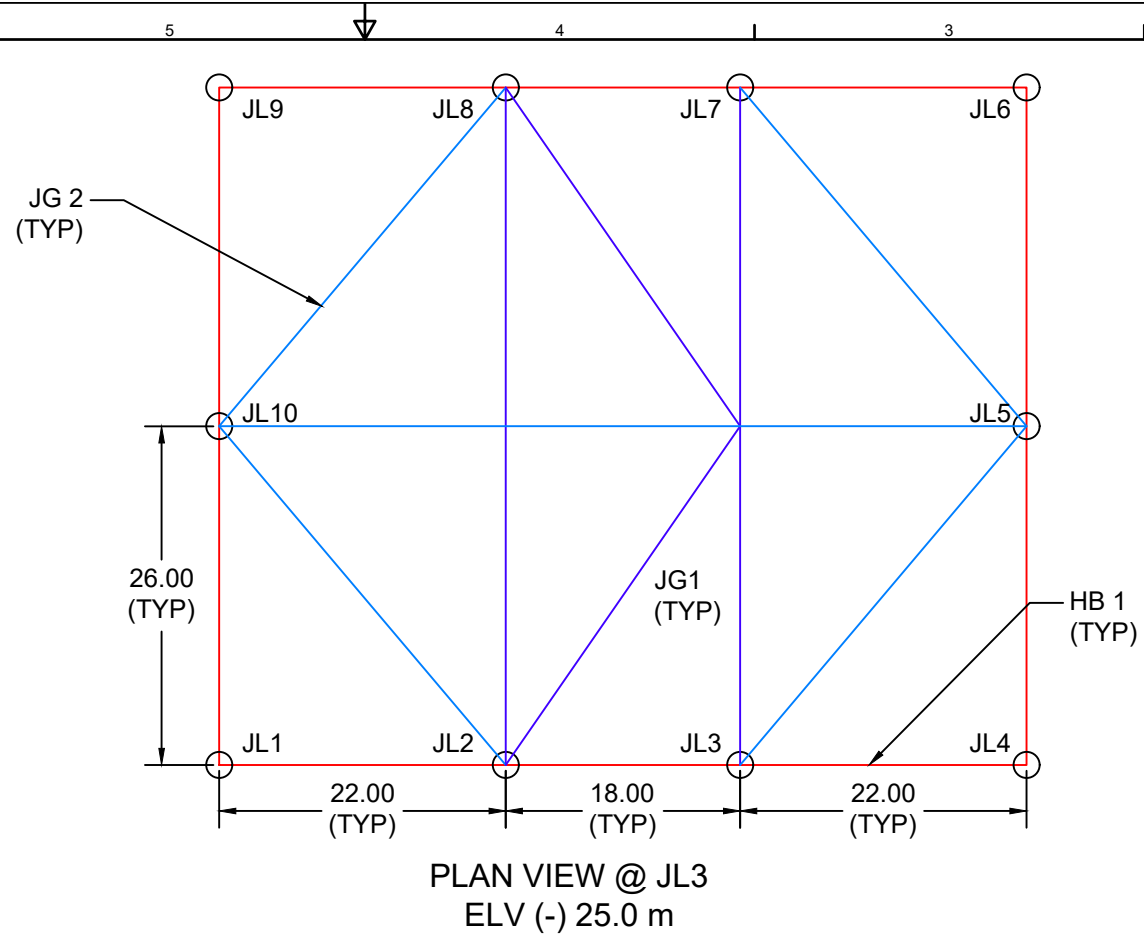
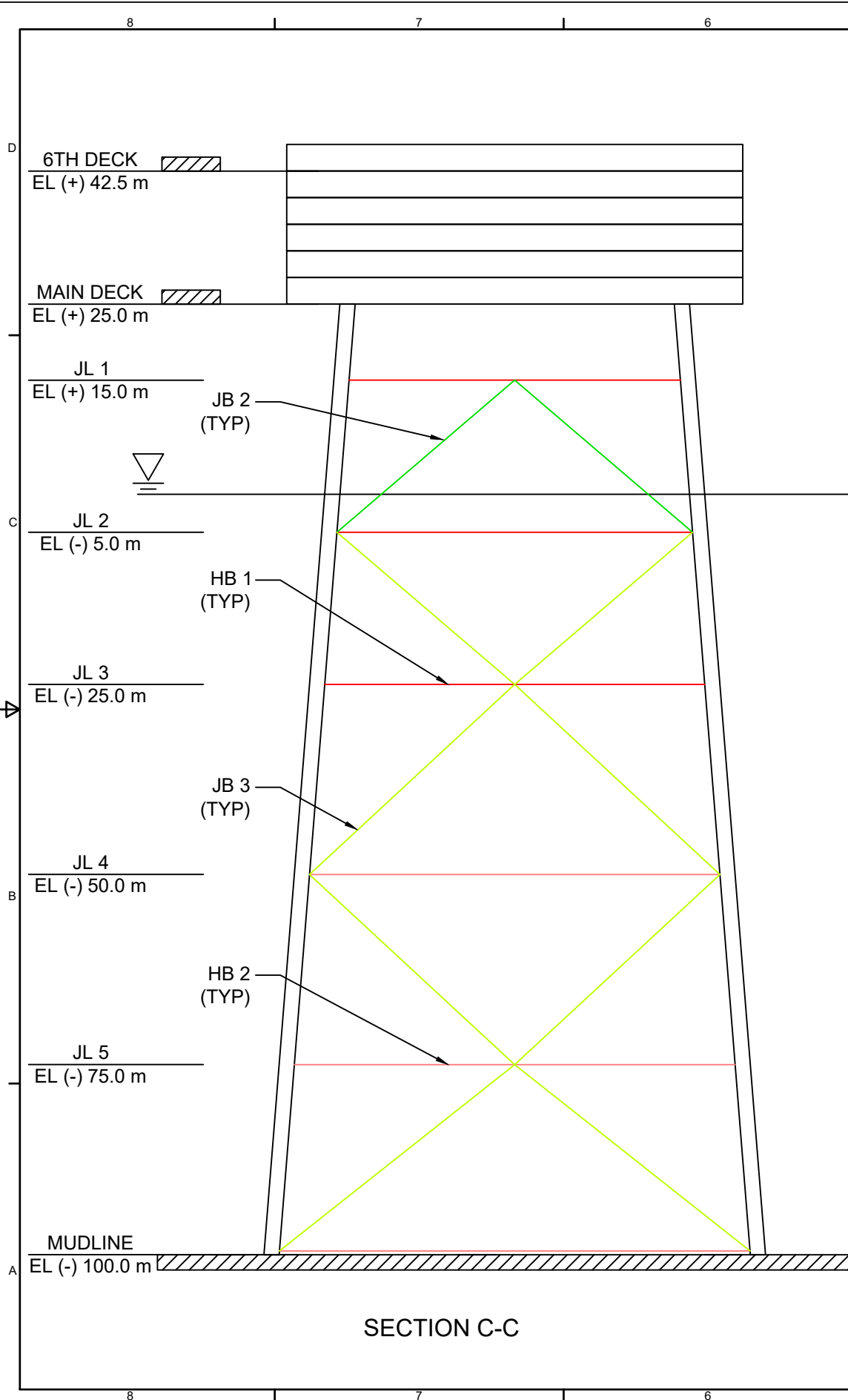
1. ALL UNITS ARE IN METRES U.N.O.
2. ALL MATERIALS USED TO BE API 5L X70 UNLESS NOTED OTHERWISE.
3. ▽ DENOTES STILL WATER LEVEL.
4. TYP DENOTES TYPICAL.
5. EL DENOTES ELEVATION.
6. JL DENOTES JACKET LEVEL/JACKET LEG.

MAIN PARAMETERS OF INTEGRATED PROCESSING PLATFORM

PARAMETERS	DETAILS
TOPSIDE DIMENSIONS (m)	70.0 x 60.0
AIRGAP (m)	25.0
JACKET CENTRE OF GRAVITY (m) X,Y,Z	27.0, 22.0, -42.3
JACKET STEEL MASS (TONNES)	7290.7
ASSUMED TOPSIDE MASS (TONNES)	16500.0
TOTAL MASS (TONNES)	23790.7

NO.	REFERENCED DOCUMENTS & DRAWINGS	REV.	DATE

DRAWN WILLIAM	10/04/2020	TITLE JACKET STRUCTURAL ARRANGEMENT FOR INTEGRATED PROCESSING PLATFORM	SIZE A3	DWG NO	REV D
CHECKED			SCALE	DRAWING NO. 1	
APPROVED					



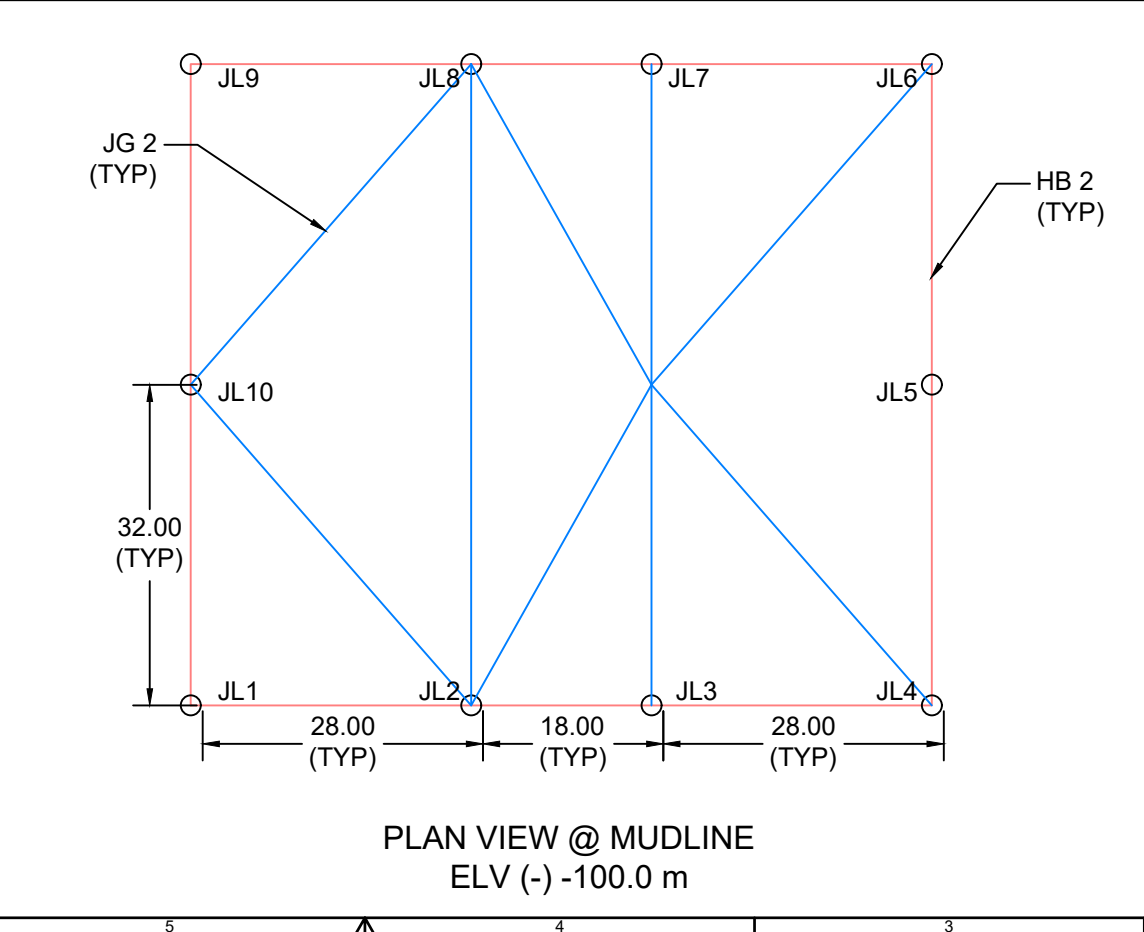
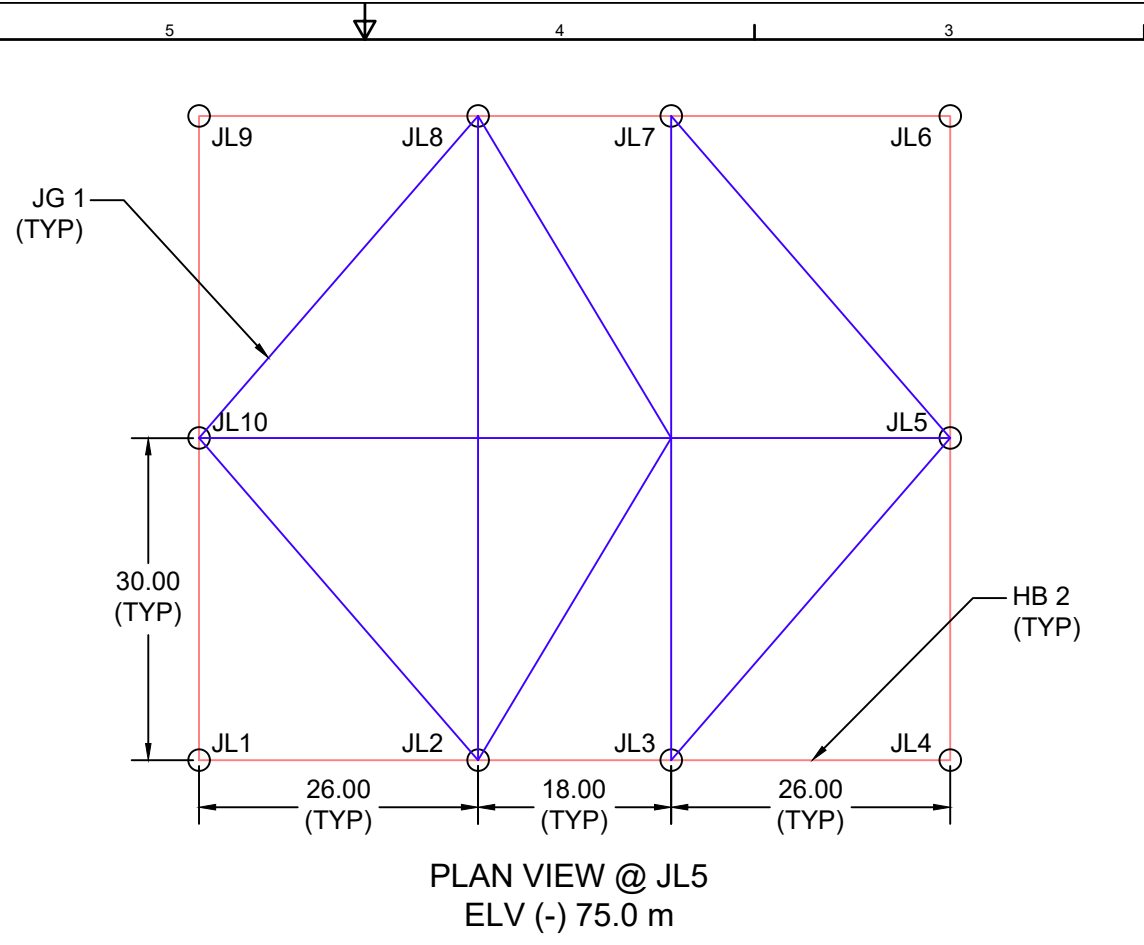
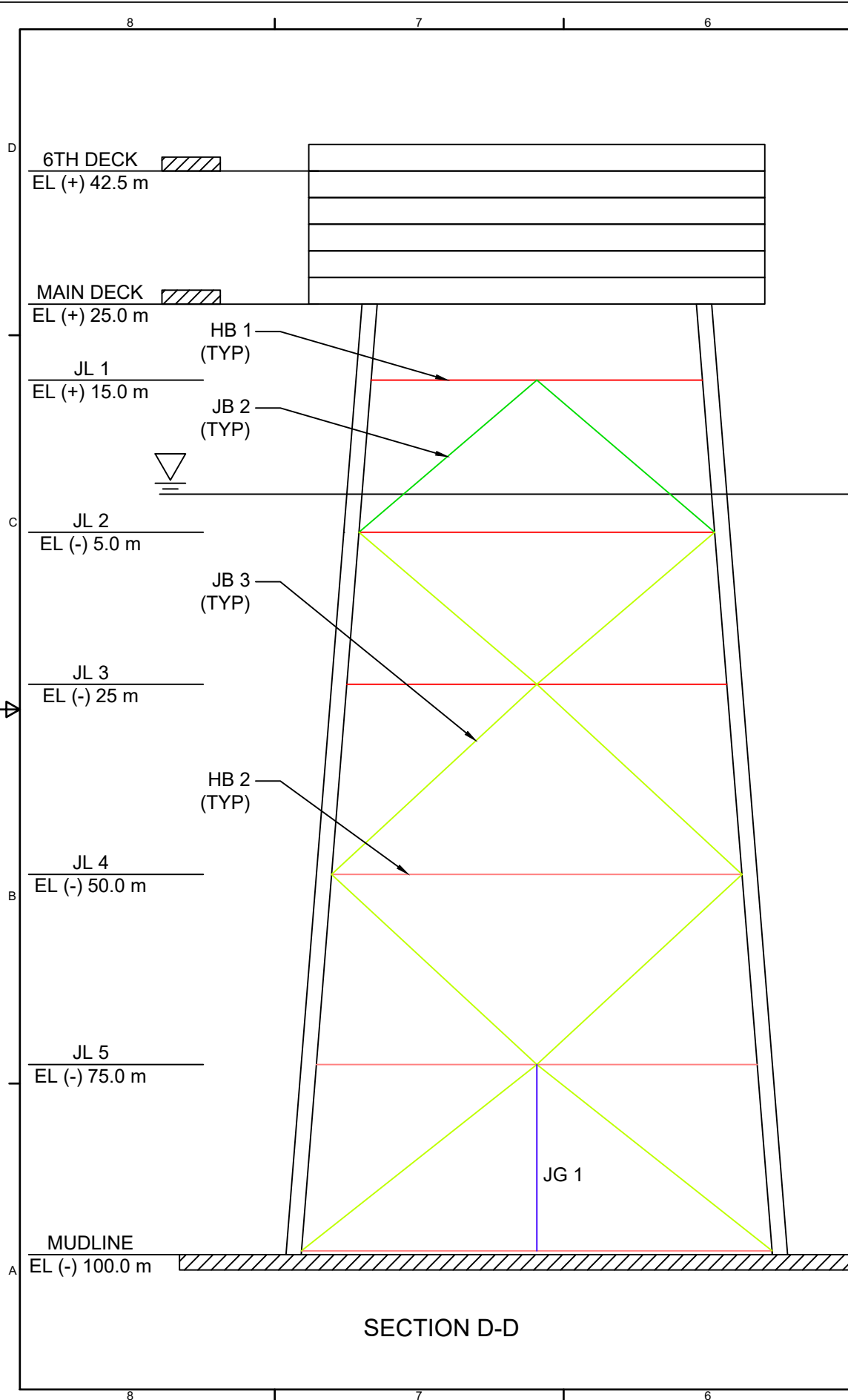
- NOTES:**
1. ALL UNITS ARE IN METRES U.N.O.
 2. ALL MATERIALS USED TO BE API 5L X70 UNLESS NOTED OTHERWISE.
 3. ▽ DENOTES STILL WATER LEVEL.
 4. TYP DENOTES TYPICAL.
 5. EL DENOTES ELEVATION.
 6. JL DENOTES JACKET LEVEL/JACKET LEG.

MAIN PARAMETERS OF INTEGRATED PROCESSING PLATFORM

PARAMETERS	DETAILS
TOPSIDE DIMENSIONS (m)	70.0 x 60.0
AIRGAP (m)	25.0
JACKET CENTRE OF GRAVITY (m) X,Y,Z	27.0, 22.0, -42.3
JACKET STEEL MASS (TONNES)	7290.7
ASSUMED TOPSIDE MASS (TONNES)	16500.0
TOTAL MASS (TONNES)	23790.7

NO.	REFERENCED DOCUMENTS & DRAWINGS	REV.	DATE

DRAWN WILLIAM	10/04/2020	TITLE JACKET STRUCTURAL ARRANGEMENT FOR INTEGRATED PROCESSING PLATFORM
CHECKED		
APPROVED		
SIZE A3	DWG NO	REV D
SCALE	DRAWING NO. 1	SHEET 3 OF 5



- NOTES:**
1. ALL UNITS ARE IN METRES U.N.O.
 2. ALL MATERIALS USED TO BE API 5L X70 UNLESS NOTED OTHERWISE.
 3. ▽ DENOTES STILL WATER LEVEL.
 4. TYP DENOTES TYPICAL.
 5. EL DENOTES ELEVATION.
 6. JL DENOTES JACKET LEVEL/JACKET LEG.

MAIN PARAMETERS OF INTEGRATED PROCESSING PLATFORM

PARAMETERS	DETAILS
TOPSIDE DIMENSIONS (m)	70.0 x 60.0
AIRGAP (m)	25.0
JACKET CENTRE OF GRAVITY (m) X,Y,Z	27.0, 22.0, -42.3
JACKET STEEL MASS (TONNES)	7290.7
ASSUMED TOPSIDE MASS (TONNES)	16500.0
TOTAL MASS (TONNES)	23790.7

NO.	REFERENCED DOCUMENTS & DRAWINGS	REV.	DATE

DRAWN WILLIAM	10/04/2020	TITLE JACKET STRUCTURAL ARRANGEMENT FOR INTEGRATED PROCESSING PLATFORM
CHECKED		
APPROVED		
SIZE A3	DWG NO	REV D
SCALE	DRAWING NO. 1	SHEET 4 OF 5